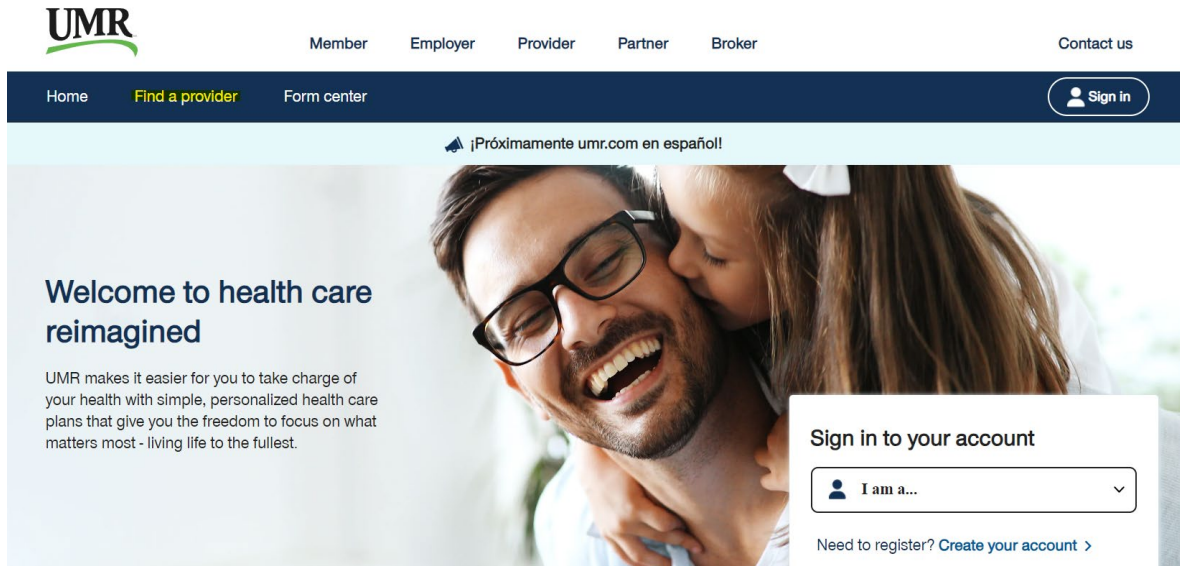


## How to search for a provider as a prospective employee

1. Go to [umr.com](https://umr.com).
2. Click on *Find a provider*.



3. In the Search bar, type UnitedHealthcare Nexus ACO Network 2024. Click *Search*.

### Search by

Medical  Dental

UnitedHealthcare NexusACO Network (English 20:

4. On the next page, scroll down and click *View Providers*.

### Additional Resources

 Behavioral health directory	 National vendors directory	 Add my provider to the network
---	--	--

[View Providers →](#)

5. You will see this screen. You can then search using the Search bar or the categories.

United Healthcare  
NEXUSACO OAP

FIND CARE

SAVED

### What type of Medical Care can we help you find near:






Milwaukee, WI 53207  
[Change Location >](#)

Search for providers and services [Search](#)

#### Find Care by Category

- People**  
Doctors, medical groups, and other professionals by specialty
- Places**  
Hospitals, clinics, labs, imaging centers, medical suppliers
- Services and Treatments**  
Providers for office visits, tests, treatments, surgeries
- Care by Condition**  
Find care for common concerns
- Cost Estimates**  
Treatment for common conditions

6. Look for the Tier 1 Provider and In-Network Provider labels. A Tier 1 Provider will have the Tier 1 Provider label. A Tier 2 Provider will only show the In-Network Provider label.

Tier 1 Provider	Tier 2 Provider
 Tier 1 Provider	 Accepting All Patients
 Accepting All Patients	 In-Network Provider
 In-Network Provider	