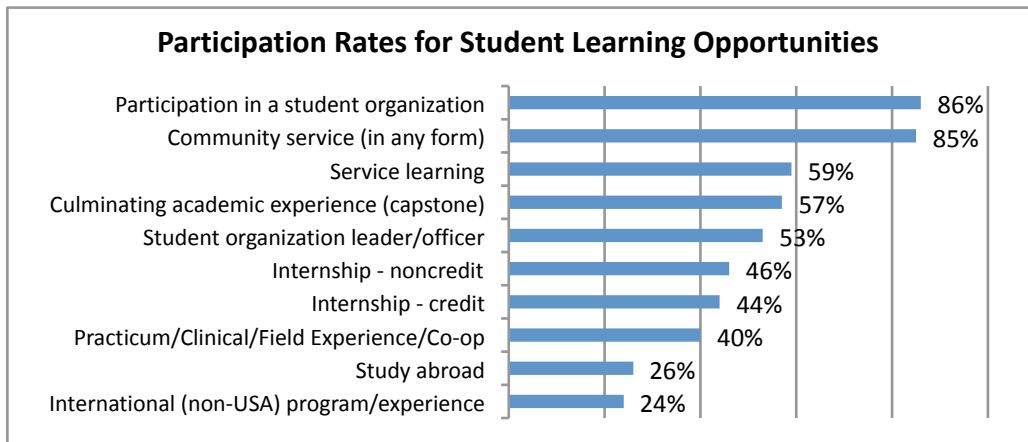


## Marquette University Senior Survey Spring 2008 Executive Summary

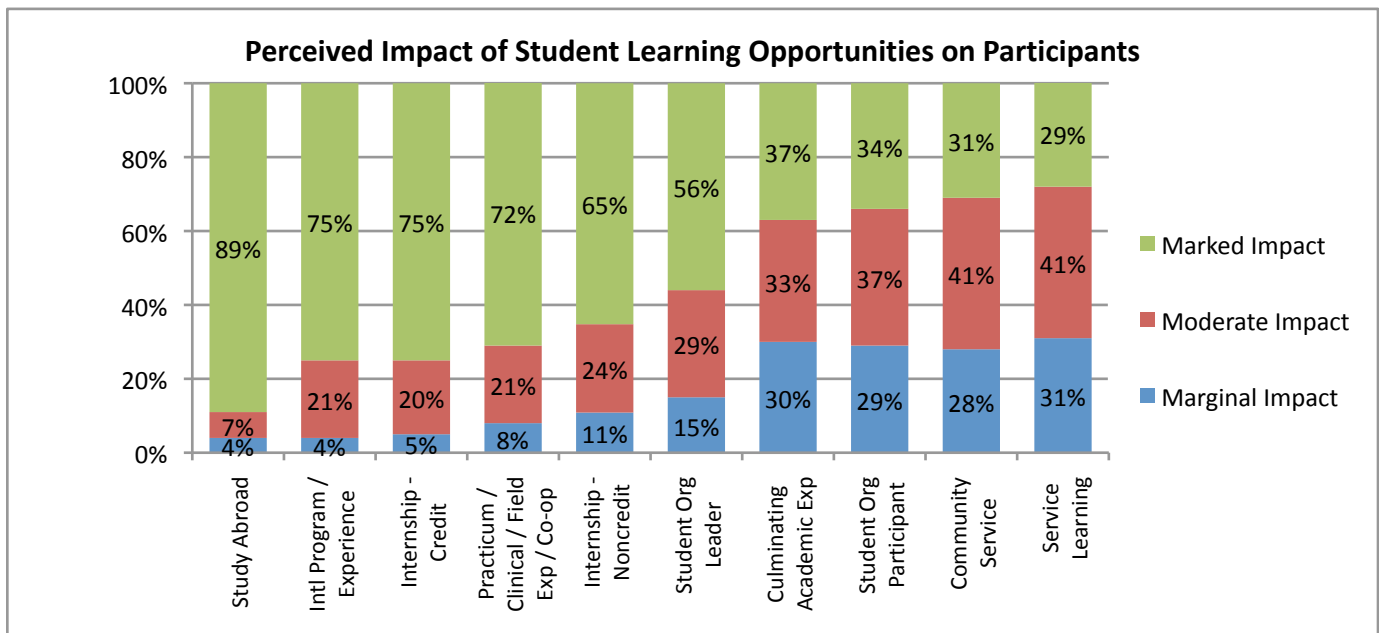
The annual Senior Survey investigates graduating seniors' engagement in co-curricular learning experiences at Marquette, as well as their plans for the immediate future. This year the instrument also focused on students' perceptions about the impact of the Core of Common Studies on their learning and development. The Office of the Provost and Division of Student Affairs administered this online survey in April 2008. All graduating seniors were invited via email to complete the survey; 777 students responded, providing a response rate of 61% (which is up from the 53% response rate the previous year). This summary report was compiled by the Office of Student Development.

### Impact of Student Engagement

A series of survey questions asked seniors about their participation in a variety of curricular and co-curricular activities and the level of impact each of those forms of engagement had during the undergraduate experience of students. Frequency of engagement for activities listed in the survey is indicated in the chart below.

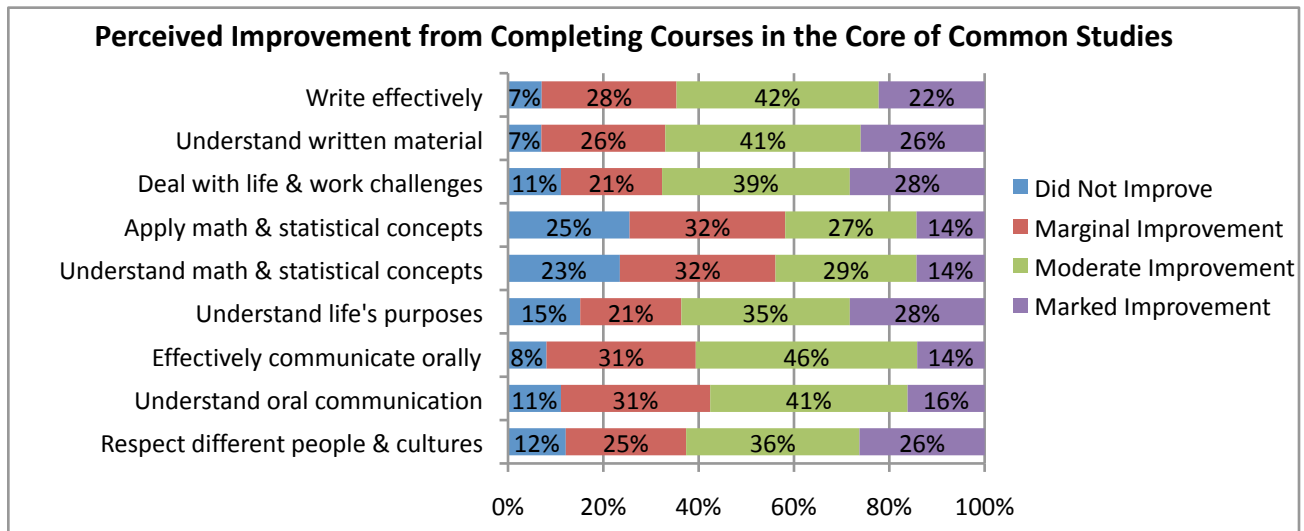


The same series of questions asked students to indicate the level of personal impact from the experience (marked, moderate, or marginal). The following chart illustrates the magnitude of each activity's impact on those students who participated.



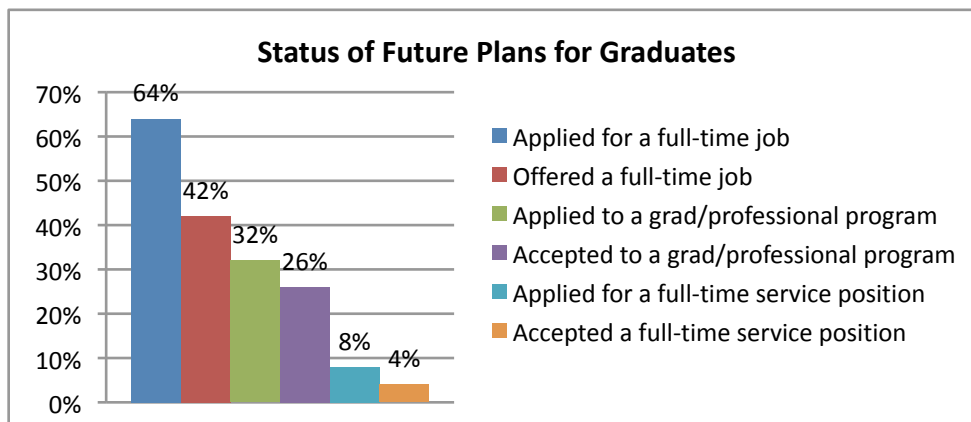
## Core of Common Studies

A series of survey questions asked seniors to indicate how completion of courses in the Marquette Core of Common Studies had improved their abilities related to the goals of the Core.



## Future Plans

A series of survey questions asked seniors to indicate their future plans after graduation. The chart below indicates the responses and plans at the time the survey was completed (April).



## Satisfaction

Three survey questions asked students to indicate their overall satisfaction with their Marquette experience. Students reported high rates of satisfaction with the University and with their chosen major.

	Absolutely Yes	Yes	Probably Yes	Probably No	No	Absolutely No
Marquette education met overall educational goals	31%	50%	16%	1%	1%	1%
Would choose to attend Marquette again if starting over	42%	24%	21%	9%	2%	2%
Would recommend major area of study to a new Marquette student	41%	31%	18%	6%	2%	1%