



**Assemble this banner to celebrate  
*joining Marquette University!***


1. Print the letters on your home printer.
2. Trim the banner pieces and fold on the dotted line.
3. Arrange on a piece of string and fasten with tape.
4. Hang up and celebrate!



**MARQUETTE**  
UNIVERSITY

---

**BE THE DIFFERENCE.**



**NM**




---

**A**




---


**R**








U















---

***B*B**






**U**



**N**



***D***



MARQUETTE  
UNIVERSITY

---

**BE THE DIFFERENCE.**



