

## Marquette University Junior & Senior Surveys Spring 2009 Executive Summary

The annual Senior Survey investigates graduating seniors' engagement in co-curricular learning experiences at Marquette, institutional learning outcomes, plans for the immediate future, and overall satisfaction with their Marquette education. This year a companion instrument was developed for juniors to investigate students' perceptions about the impact of the Core of Common Studies on their learning and development, understand student experiences with key mission and identity aims of the university, and their progress toward completing their degree. Questions on both surveys were specially authored to allow for future comparison with surveys of new students and alumni. The surveys were administered by the Division of Student Affairs and Office of Institutional Research and Assessment in April 2009.

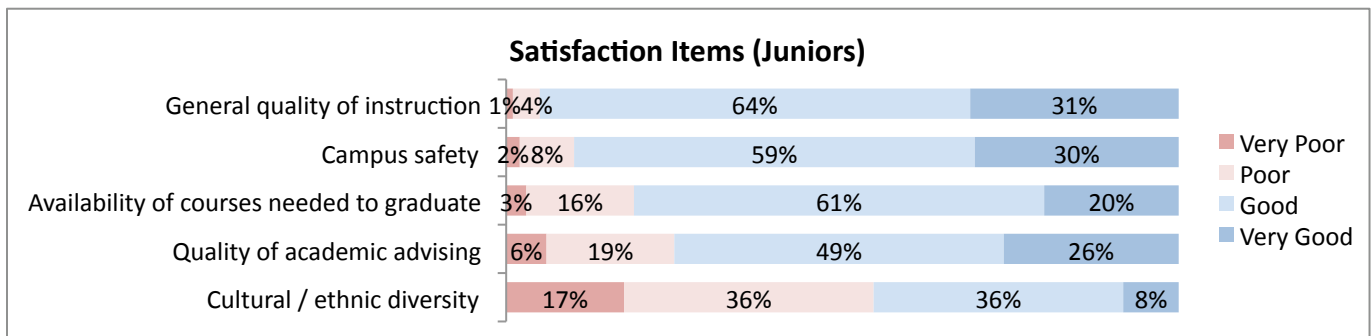
All graduating seniors were invited via email to complete the graduating senior survey; 579 students responded, providing a response rate of 45%. All current juniors were invited to participate in the junior survey; 609 students responded, providing a response rate of 36%. This executive summary is available at <http://www.marquette.edu/osd/assessment.shtml> and complete data tables can be found at <http://www.marquette.edu/oira/studentsurveys.shtml>

### Satisfaction

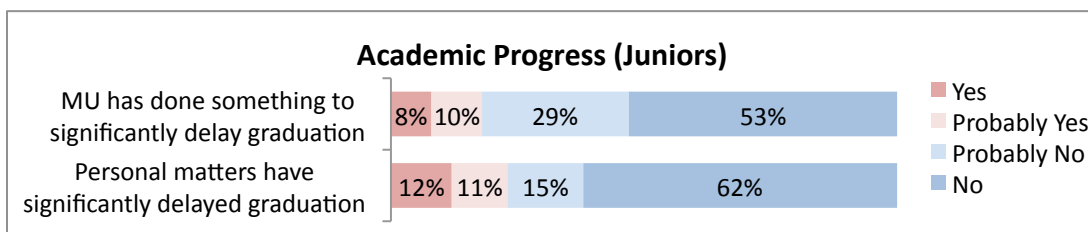
A series of survey questions asked seniors indicate their overall satisfaction with their Marquette experience. Students reported high rates of satisfaction with the University and with their chosen major.

|  | <b>Absolutely Yes</b> | <b>Yes</b> | <b>Probably Yes</b> | <b>Probably No</b> | <b>No</b> | <b>Absolutely No</b> |
|--|-----------------------|------------|---------------------|--------------------|-----------|----------------------|
| Would choose to attend Marquette again if starting over        | 44%                   | 27%        | 18%                 | 8%                 | 2%        | 1%                   |
| Would recommend major area of study to a new Marquette student | 49%                   | 31%        | 12%                 | 6%                 | 2%        | 1%                   |

A series of survey questions asked juniors to indicate their satisfaction with particular aspects of their Marquette experience.

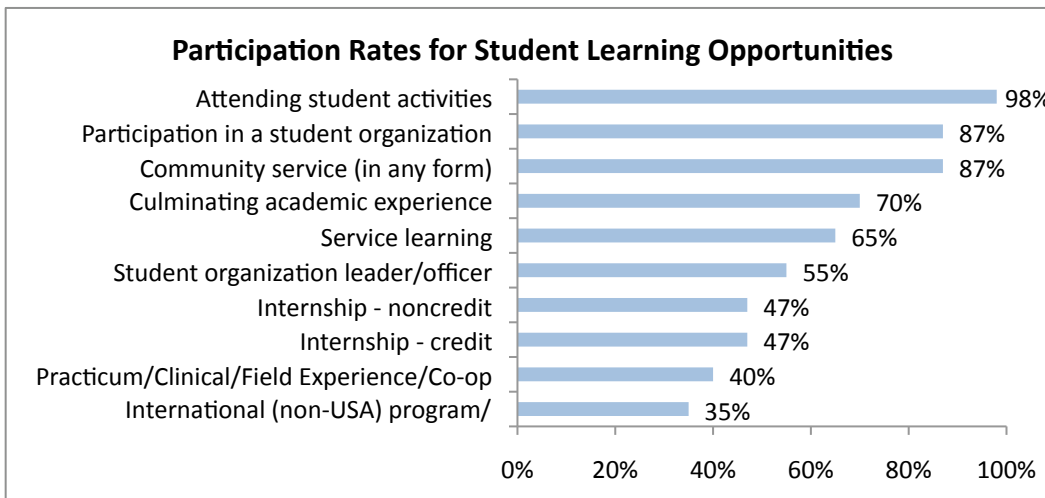


84% of juniors reported that they were progressing to their degree as quickly as they had planned. When asked whether Marquette and/or personal matters would significantly delay their graduation, nearly 18% of juniors reported Marquette had done something and 23% reported that personal matters would affect their progress.

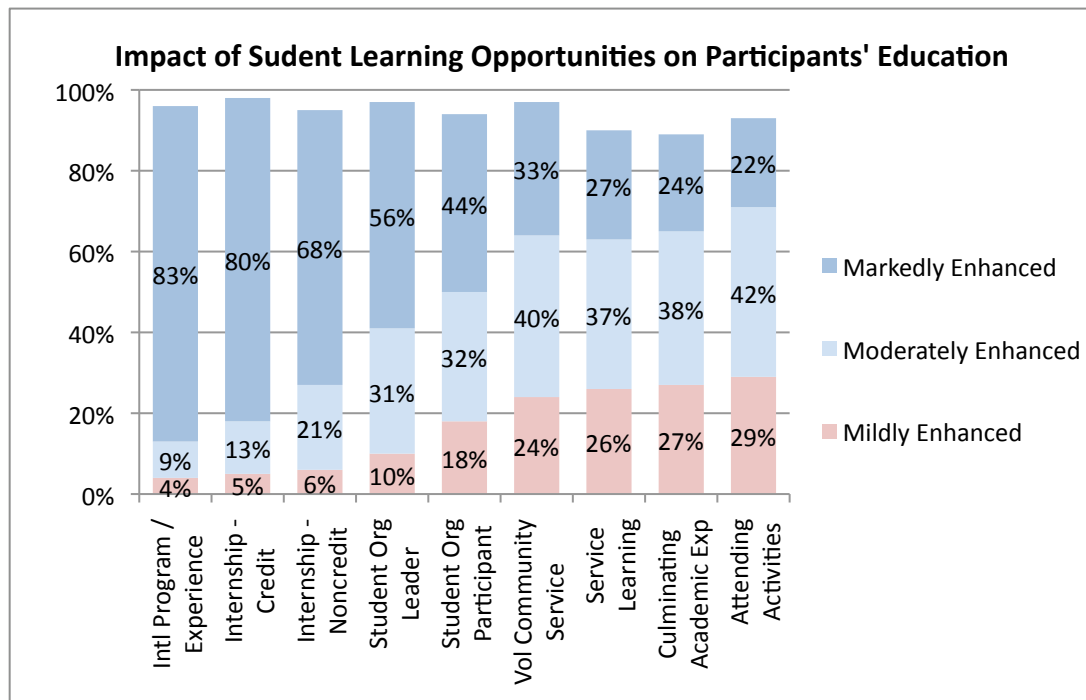


## Impact of Student Learning Opportunities

A series of survey questions asked seniors about their participation in a variety of curricular and co-curricular activities and the level of impact each of those forms of engagement had during the undergraduate experience of students. Frequency of engagement for activities listed in the survey is indicated in the chart below.



The same series of questions asked students to indicate the level of personal impact from the experience (marked, moderate, or mild). The following chart illustrates the magnitude of each activity's impact on those students who participated.

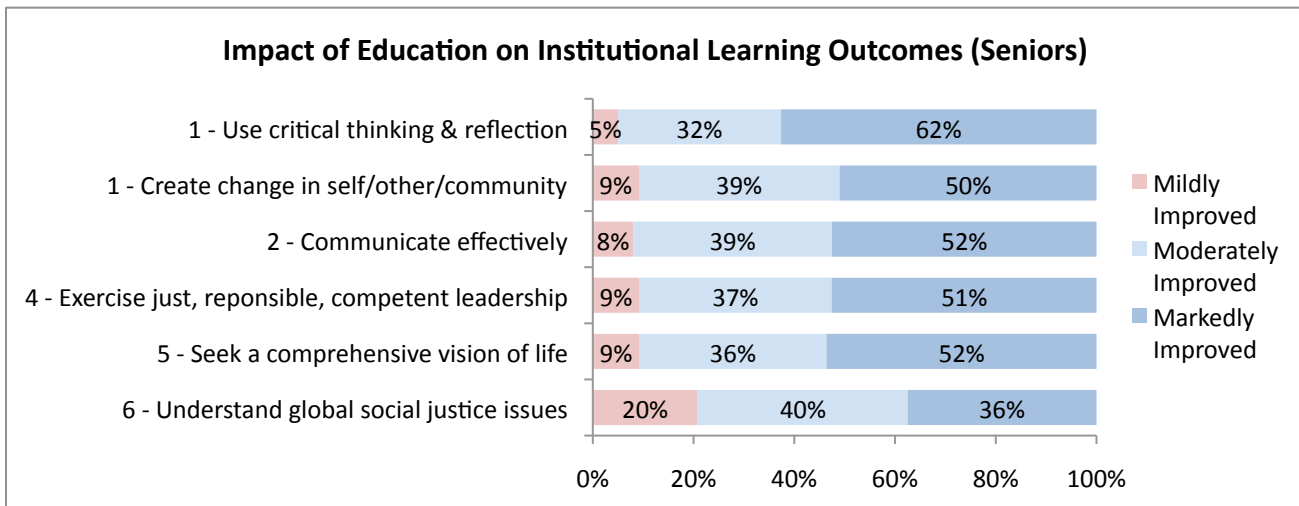


87% of graduating seniors reported participating in community service in some form during college (as part of a class, as work study, through a student organization, or on their own). Data from the Senior Survey, combined with other recent surveys indicate that Marquette students spend approximately 189,000 hours of service in the community each year.

Graduating seniors reported spending an average of 14.9 hours per week of work for pay in a typical semester. 84% of graduating seniors reported working for pay in a typical semester and those students averaged 17.8 hours per week of work.

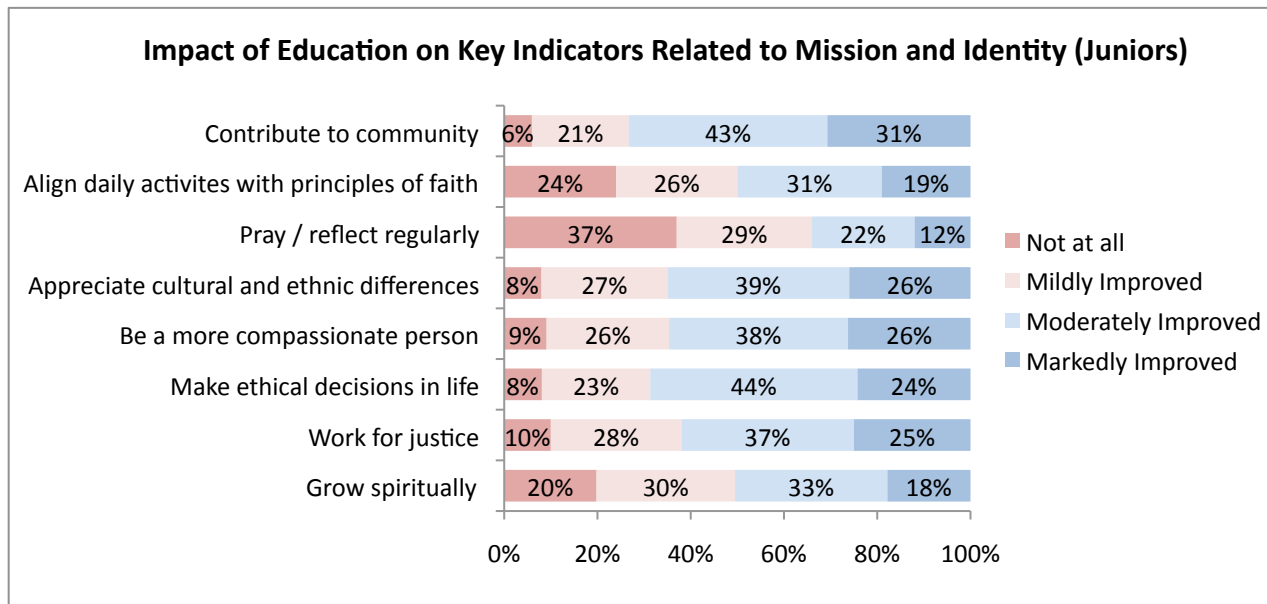
## Institutional Learning Outcomes

A series of survey questions asked seniors to indicate how their Marquette education had improved their abilities related to the University's stated learning outcomes for students.



## Mission & Identity

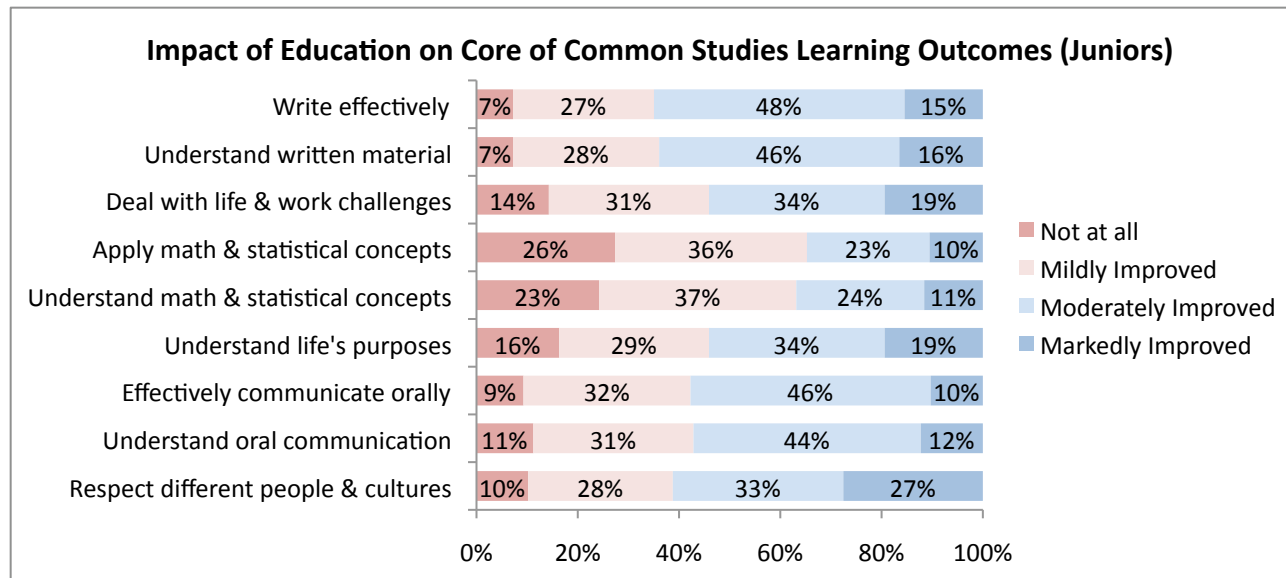
A series of survey questions asked juniors to indicate how their Marquette education had improved their abilities related to key indicators related to the University's mission and identity.



A small sample of seniors responded to the same questions on the Senior Survey and the pattern of responses was identical, in spite of a few small variations in actual percentages.

## Core of Common Studies

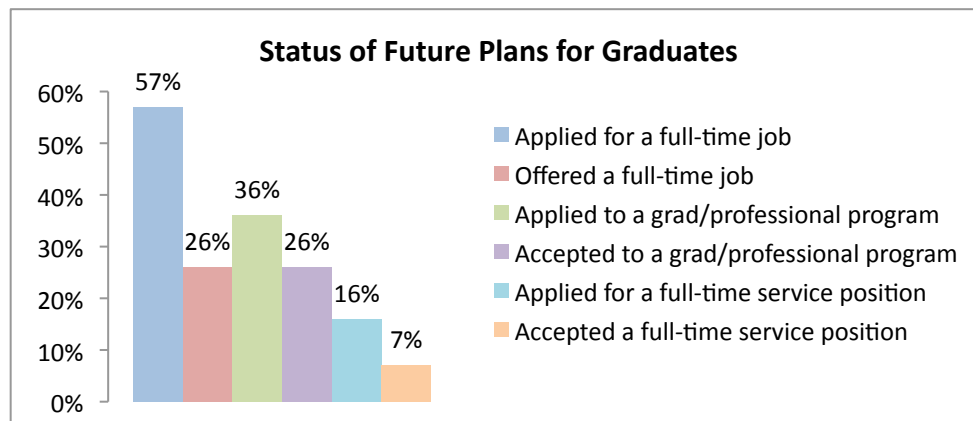
A series of survey questions asked juniors to indicate how completion of courses in the Marquette Core of Common Studies had improved their abilities related to the goals of the Core.



A small sample of seniors responded to the same questions on the Senior Survey and the pattern of responses was identical, in spite of a few small variations in actual percentages. For additional comparisons and trend data on these questions, visit [insert website here...]

## Future Plans for Graduating Seniors

A series of survey questions asked seniors to indicate their future plans after graduation. The chart below indicates the responses and plans at the time the survey was completed (April).



A lower percentage of graduating seniors applied for full time jobs in 2009 than 2008 (57% vs. 64%), and students were also offered jobs at a much lower rate (26% vs. 42%).

A greater percentage of graduating seniors applied to graduate school in 2009 than 2008 (36% vs. 32%) and more also applied for full-time service positions (16% vs. 8%).