

EQUITY IN MKE: BREAKING DOWN DUAL ENROLLMENT DATA

**A DEEP DIVE INTO STATE REPORT
CARDS**

**BY THE MARQUETTE UNIVERSITY
CENTER FOR URBAN RESEARCH,
TEACHING, AND OUTREACH'S
BLEST HUB**

DEVELOPED BY:

**ALI SHANA, DOCTORAL STUDENT AND
RESEARCH ASSISTANT**

**TAI RUSH, UNDERGRADUATE STUDENT AND
RESEARCH ASSISTANT**

**MAX ALMAZAN, UNDERGRADUATE STUDENT
AND RESEARCH ASSISTANT**

**GABRIEL VELEZ, PHD, ASSOCIATE PROFESSOR
& FACULTY DIRECTOR, BLEST HUB**

SCHOOLS WITH DUAL ENROLLMENT PARTICIPATION

GEOGRAPHY OF SCHOOLS

For questions or more information, please contact Faculty Director, Gabriel Velez (gabriel.velez@marquette.edu).

EQUITY IN MKE: BREAKING DOWN DUAL ENROLLMENT DATA

DEEP DIVE INTO STATE REPORT CARDS DEVELOPED BY THE BLEST HUB

The BLEST Hub, based in the Center for Urban Research, Teaching, and Outreach at Marquette University, has been engaging in a project to promote equity in dual enrollment through greater transparency about data, conversations about best practices and challenges, and targeted research projects.

With this in mind, we offer our second exploration of dual enrollment data available via Wisconsin State Report Cards. Our aim is to generate conversations and insights into this rapidly expanding educational experience with the potential to help address equity gaps.

For more information on dual enrollment and local resources, please see our one-page flyer.

For questions or more information, please contact the Faculty Director, Gabriel Velez (gabriel.velez@marquette.edu).

OVERALL NUMBERS

| | | |
|---|----------------------------|------|
| # OF SCHOOLS PARTICIPATING | 17 out 29 schools surveyed | |
| DUAL ENROLLMENT PARTICIPATION OVERALL | <div><div></div></div> | 3.8% |
| FOR BLACK STUDENTS | <div><div></div></div> | 3.3% |
| FOR LATINO/HISPANIC STUDENTS | <div><div></div></div> | 4.1% |
| FOR “ECONOMICALLY DISADVANTAGED” STUDENTS | <div><div></div></div> | 3.1% |

TAKEAWAYS

Based on the available data from the 2022-2023 report cards, overall dual enrollment remains low in many Milwaukee schools. The data is primarily from public schools, and is well below the state average of just over 25% in 2024, according to the Wisconsin Policy Forum.

The state report cards also indicate that a sizeable number of Milwaukee schools report no dual enrollment participation at all.

The potential future directions are many. It would be valuable to better understand the barriers at these schools with no participation, as well as how many of the students from these different groups then enroll in post-secondary education and use these credits.

The BLEST Hub is currently working on a number of projects to explore some of these questions, as well as updating the analyses presented in this report.

AUDUBON TECHNOLOGY AND COMMUNICATION HIGH SCHOOL

SCHOOL BY THE NUMBERS

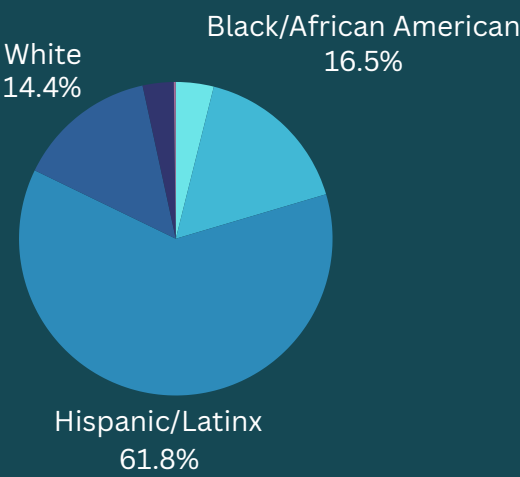
OVERALL
ENROLLMENT

431

SOCIOECONOMIC STATUS BREAKDOWN




RACIAL/ETHNIC BREAKDOWN

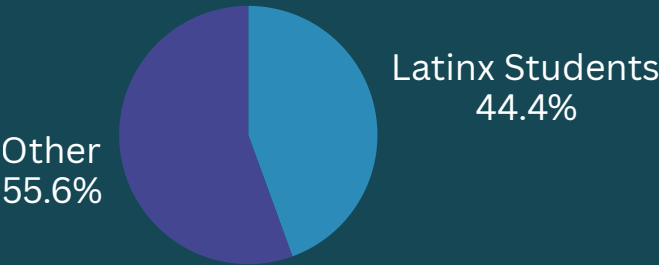


DUAL ENROLLMENT PARTICIPATION BREAKDOWNS

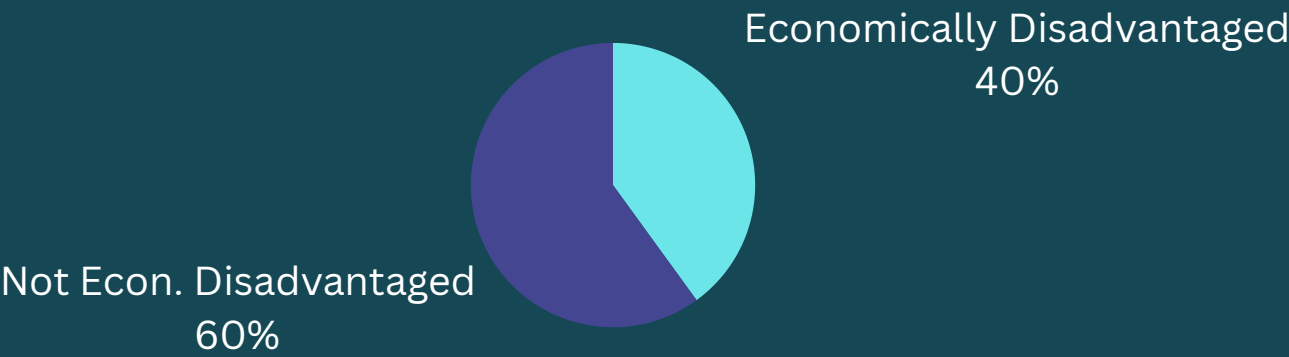
OVERALL PARTICIPATION:



PARTICIPATION BY
RACE/ETHNICITY:



PARTICIPATION BY SES:



ANALYSIS

There is some dual enrollment participation reported at Audubon Technology and Communication High School, but the numbers are relatively small. Given these small numbers, it is hard to make strong claims. Still, it is noteworthy that over 50% of DE participants here are not economically disadvantaged, while they make up less than 20% of the overall student population.

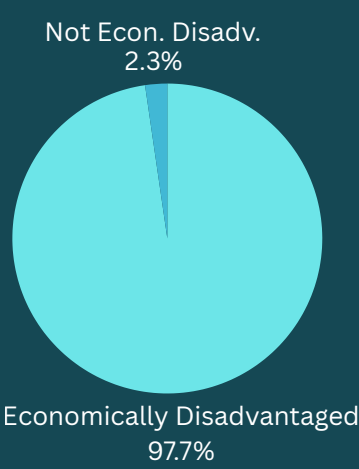
BANNER PREPARATORY SCHOOL

SCHOOL BY THE NUMBERS

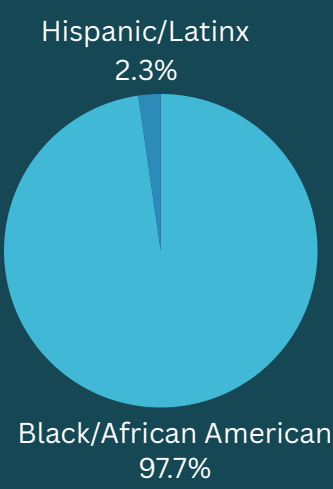
OVERALL
ENROLLMENT

44

SOCIOECONOMIC STATUS BREAKDOWN




RACIAL/ETHNIC BREAKDOWN




DUAL ENROLLMENT PARTICIPATION BREAKDOWNS

OVERALL PARTICIPATION:



PARTICIPATION BY RACE/ETHNICITY:



PARTICIPATION BY SES:



ANALYSIS

There is some dual enrollment participation reported at Banner Preparatory School, but the numbers are relatively small. This is further contextualized by the school itself only having 44 students in total. Given these small numbers, it is hard to make strong claims about dual enrollment here.

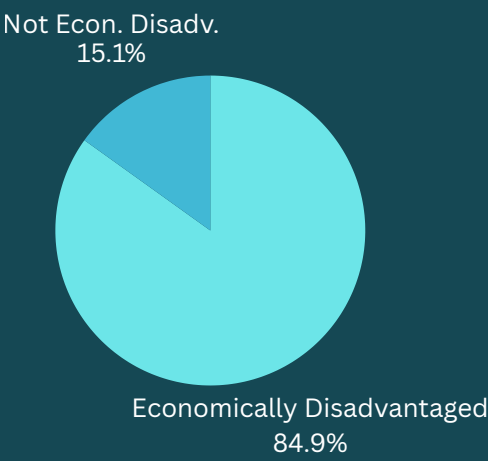
BAY VIEW HIGH SCHOOL

SCHOOL BY THE NUMBERS

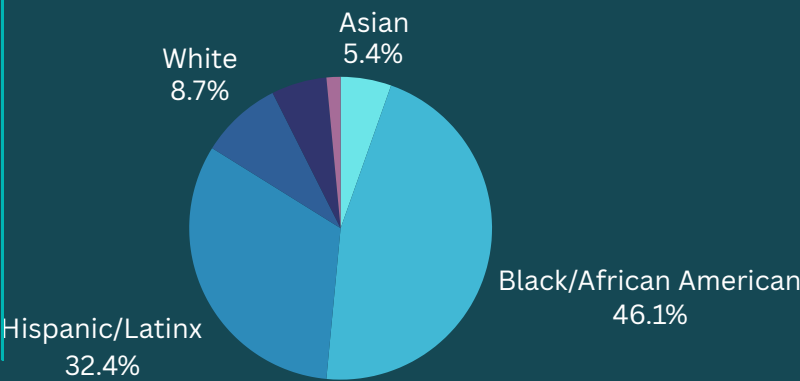
OVERALL
ENROLLMENT

956

SOCIOECONOMIC STATUS BREAKDOWN




RACIAL/ETHNIC BREAKDOWN

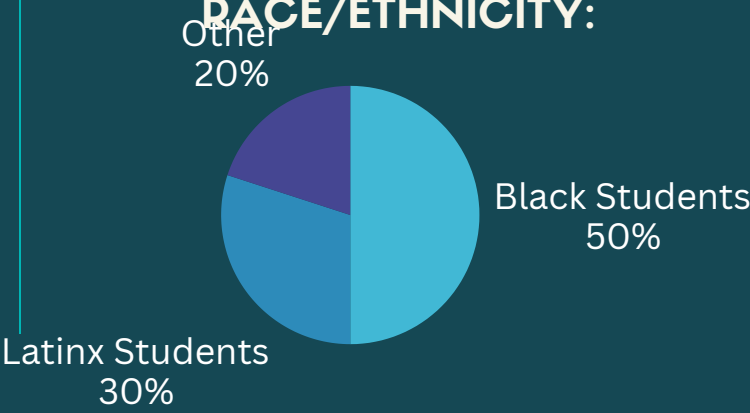


DUAL ENROLLMENT PARTICIPATION BREAKDOWNS

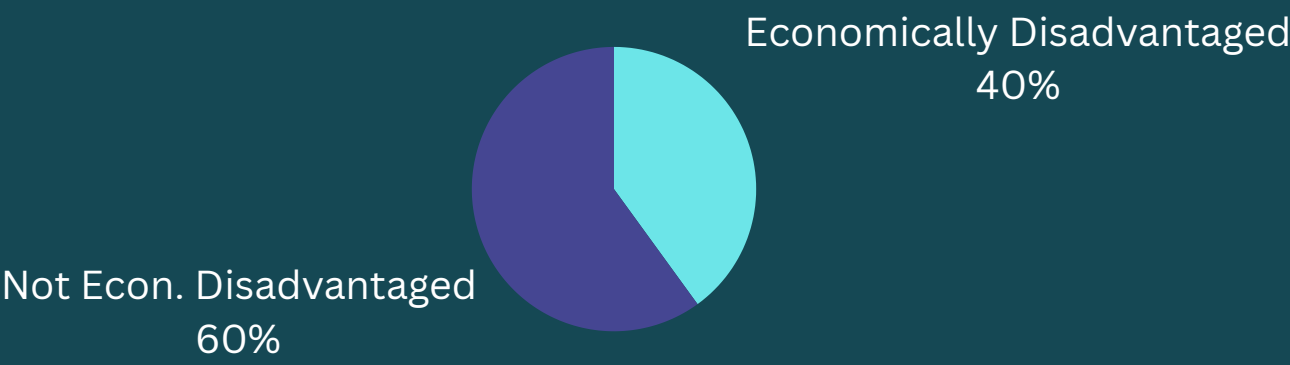
OVERALL PARTICIPATION:



PARTICIPATION BY RACE/ETHNICITY:



PARTICIPATION BY SES:



ANALYSIS

There is some dual enrollment participation reported at Bay View High School, but the numbers are relatively small. Given these small numbers, it is hard to make strong claims. Still, it is noteworthy that over 50% of DE participants here are not economically disadvantaged, while they make up less than 20% of the overall student population.

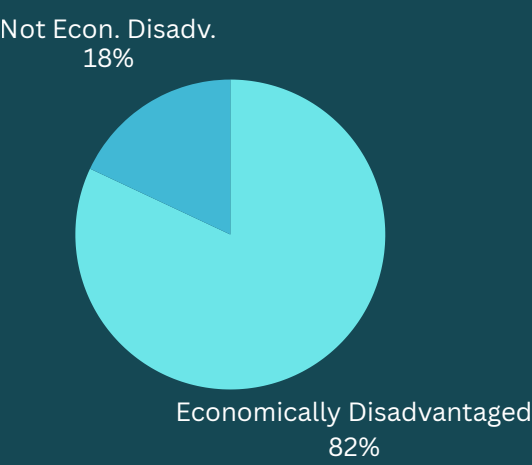
BRADLEY TECH HIGH SCHOOL

SCHOOL BY THE NUMBERS

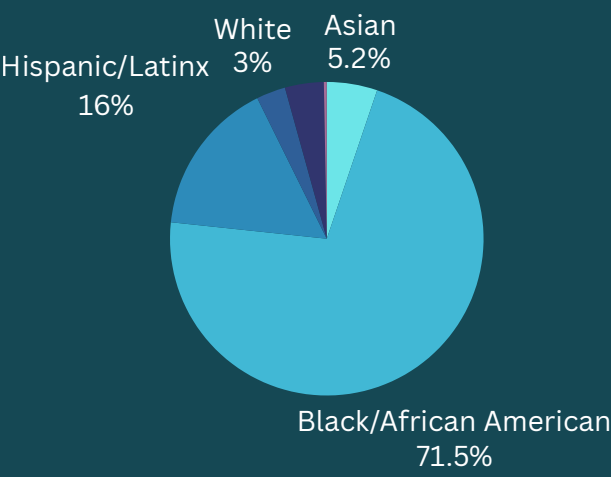
OVERALL
ENROLLMENT

999

SOCIOECONOMIC STATUS BREAKDOWN




RACIAL/ETHNIC BREAKDOWN

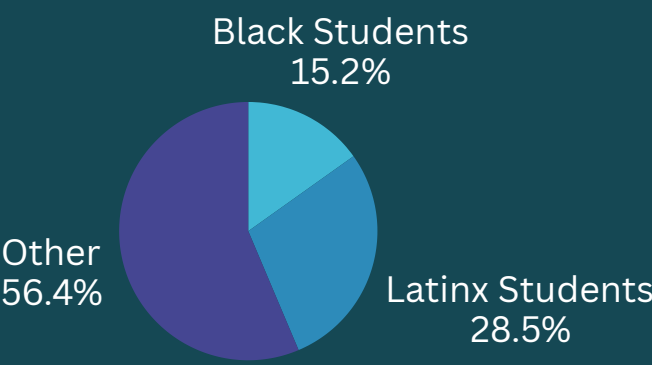


DUAL ENROLLMENT PARTICIPATION BREAKDOWNS

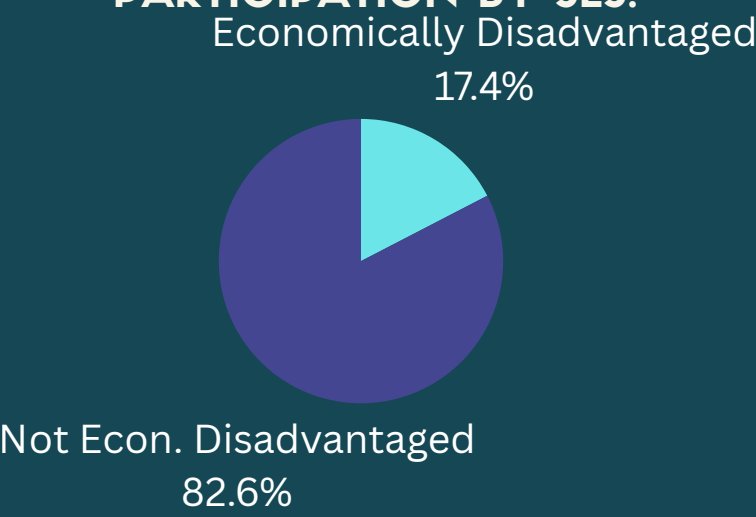
OVERALL PARTICIPATION:



PARTICIPATION BY RACE/ETHNICITY:



PARTICIPATION BY SES:



ANALYSIS

Bradley Tech High School has very robust participation in dual enrollment classes, with almost 1 in five students earning credits. The differences between the demographic makeup of these students and the overall student body are striking. Almost 4 in 5 DE participants do not qualify as economically disadvantaged (versus only 1 in 5 overall) and just over 40% are Black or Hispanic/Latinx (versus almost 90% overall).

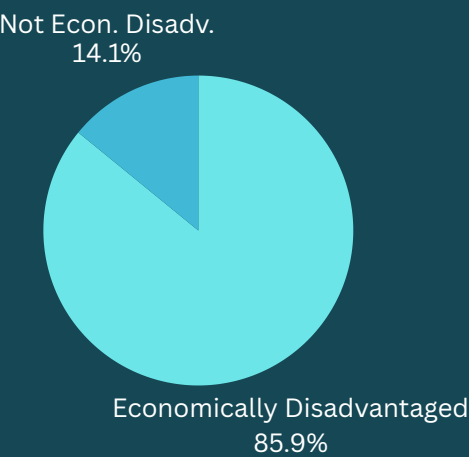
CARMEN HIGH SCHOOL OF SCIENCE AND TECHNOLOGY NORTHWEST CAMPUS

SCHOOL BY THE NUMBERS

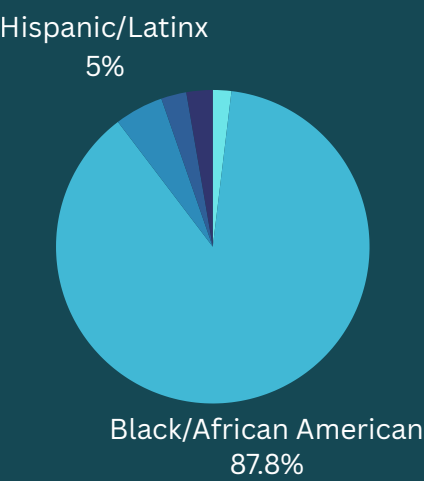
OVERALL
ENROLLMENT

675

SOCIOECONOMIC STATUS BREAKDOWN




RACIAL/ETHNIC BREAKDOWN

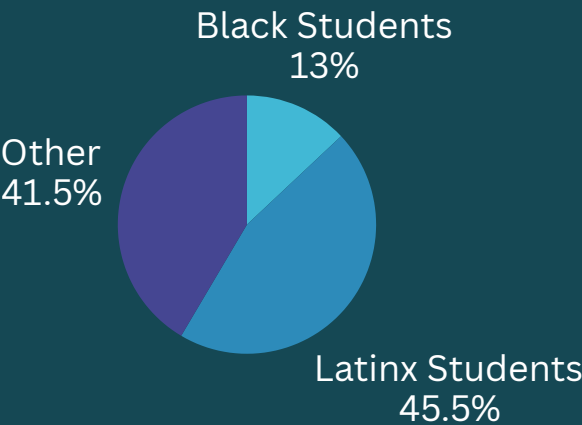


DUAL ENROLLMENT PARTICIPATION BREAKDOWNS

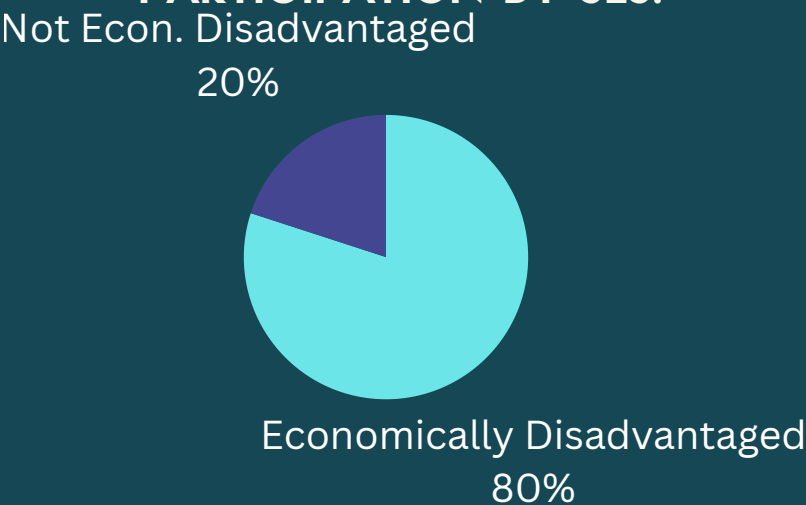
OVERALL PARTICIPATION:



PARTICIPATION BY RACE/ETHNICITY:



PARTICIPATION BY SES:



ANALYSIS

There is some dual enrollment participation at Carmen High School of Science and Technology Northwest Campus, but the numbers are relatively small. Given these small numbers, it is hard to make strong claims. Still, it is noteworthy that the socioeconomic status breakdown is mainly in line with the overall school population, and Black students do not seem to be as involved in these DE opportunities. While they make up almost 90% of students in the school, they are only 13% of DE participants.

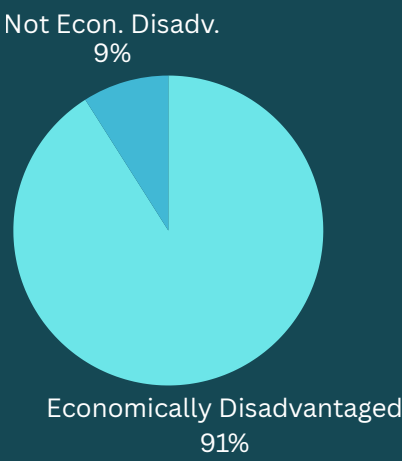
GREEN TREE PREPARATORY ACADEMY

SCHOOL BY THE NUMBERS

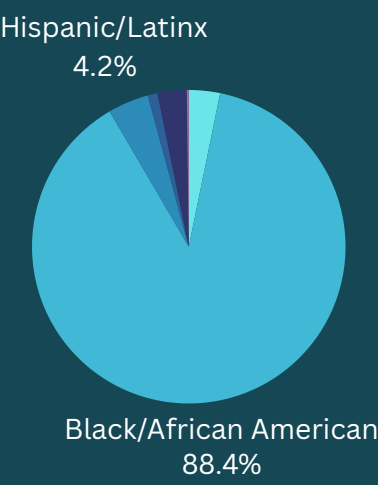
OVERALL
ENROLLMENT

496

SOCIOECONOMIC STATUS BREAKDOWN




RACIAL/ETHNIC BREAKDOWN




DUAL ENROLLMENT PARTICIPATION BREAKDOWNS

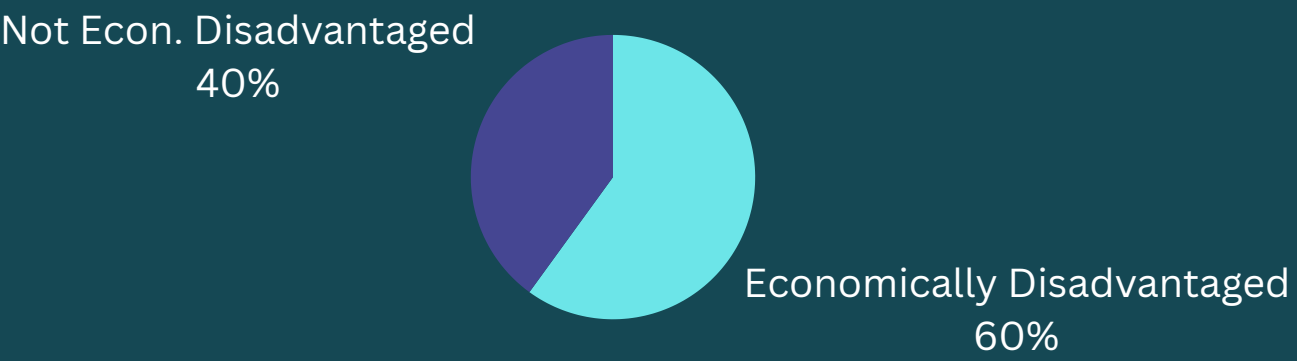
OVERALL PARTICIPATION:



PARTICIPATION BY RACE/ETHNICITY:



PARTICIPATION BY SES:



ANALYSIS

There is some dual enrollment participation reported at Green Tree Preparatory Academy, but the numbers are relatively small. Given these small numbers, it is hard to make strong claims. The breakdown of DE participants seems generally in line with the overall demographic makeup of the school.

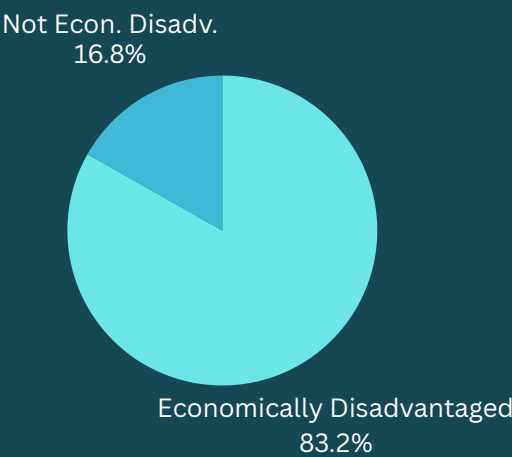
HAMILTON HIGH SCHOOL

SCHOOL BY THE NUMBERS

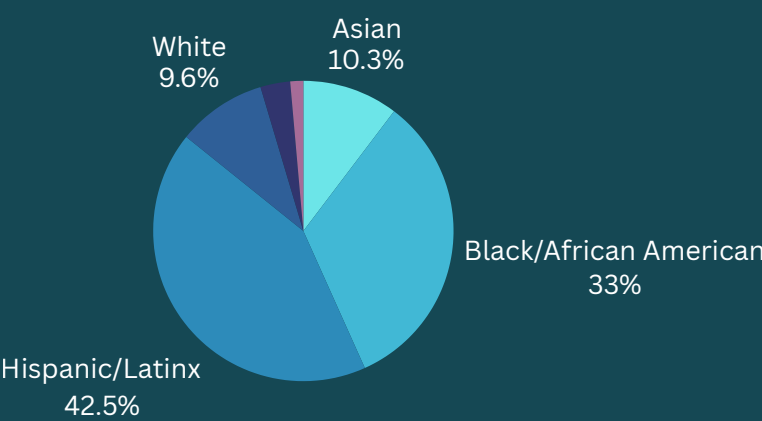
OVERALL
ENROLLMENT

1,485

SOCIOECONOMIC STATUS BREAKDOWN



RACIAL/ETHNIC BREAKDOWN

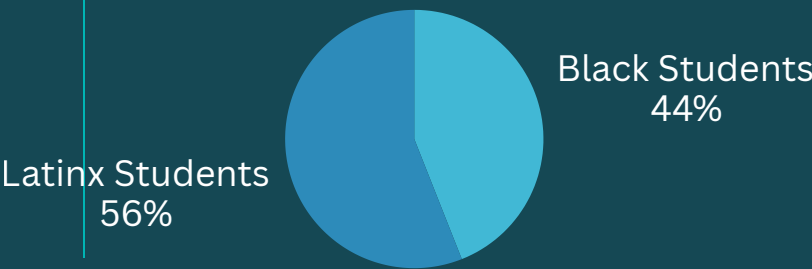


DUAL ENROLLMENT PARTICIPATION BREAKDOWNS

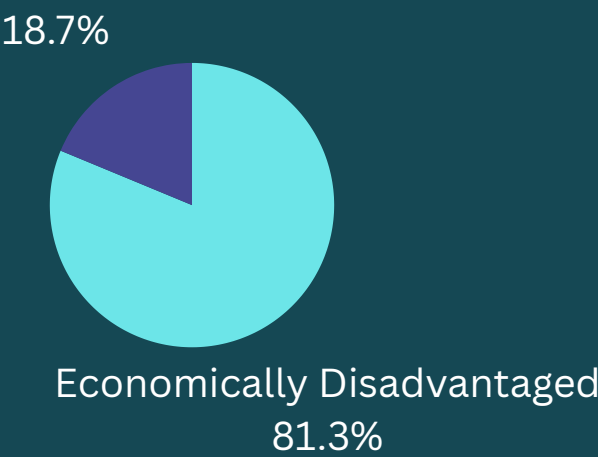
OVERALL PARTICIPATION:



PARTICIPATION BY
RACE/ETHNICITY:



PARTICIPATION BY SES:
Not Econ. Disadvantaged



ANALYSIS

There is some dual enrollment participation reported at Hamilton High School, but the numbers are relatively small. Given these small numbers, it is hard to make strong claims. The breakdown of DE participants seems generally in line with the overall demographic makeup of the school.

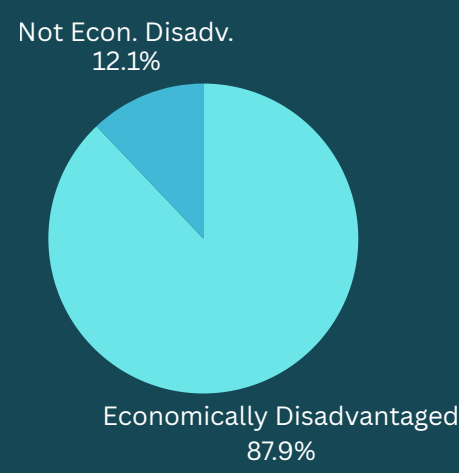
JAMES MADISON HIGH SCHOOL

SCHOOL BY THE NUMBERS

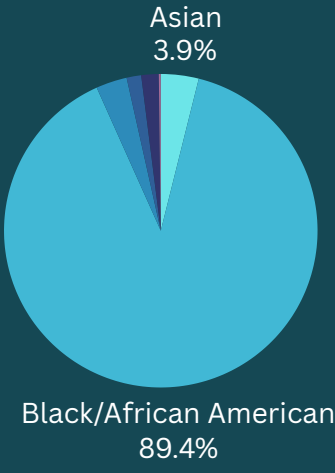
OVERALL
ENROLLMENT

595

SOCIOECONOMIC STATUS BREAKDOWN




RACIAL/ETHNIC BREAKDOWN




DUAL ENROLLMENT PARTICIPATION BREAKDOWNS

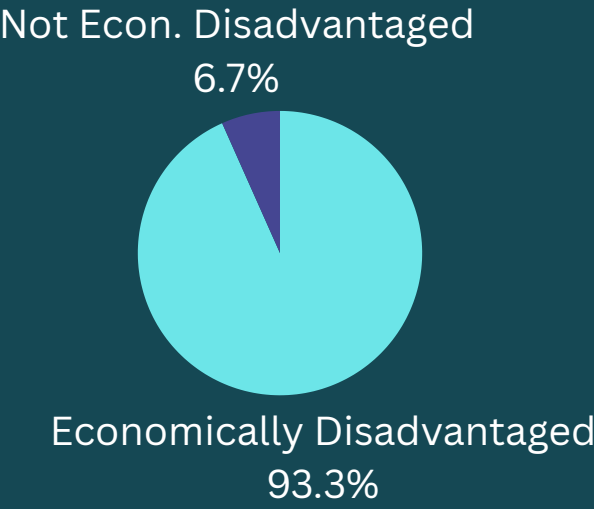
OVERALL PARTICIPATION:



PARTICIPATION BY RACE/ETHNICITY:



PARTICIPATION BY SES:



ANALYSIS

There is some dual enrollment participation reported at James Madison High School, but the numbers are relatively small. Given these small numbers, it is hard to make strong claims. The breakdown of DE participants seems generally in line with the overall demographic makeup of the school.

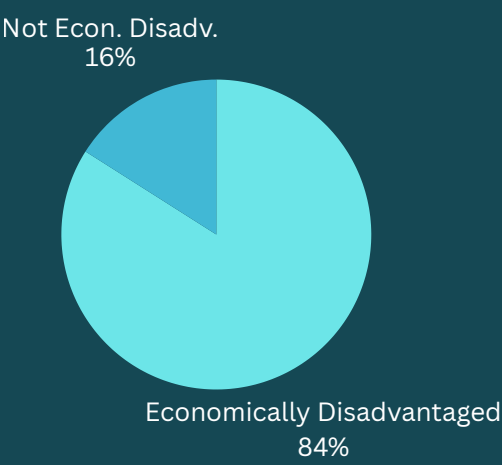
MARSHALL HIGH SCHOOL

SCHOOL BY THE NUMBERS

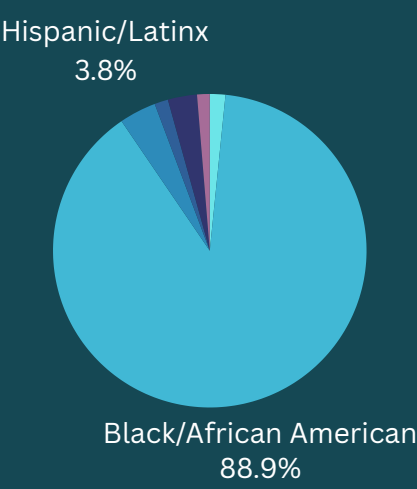
OVERALL
ENROLLMENT

692

SOCIOECONOMIC STATUS BREAKDOWN




RACIAL/ETHNIC BREAKDOWN

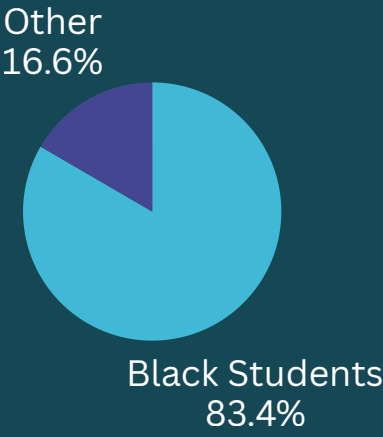


DUAL ENROLLMENT PARTICIPATION BREAKDOWNS

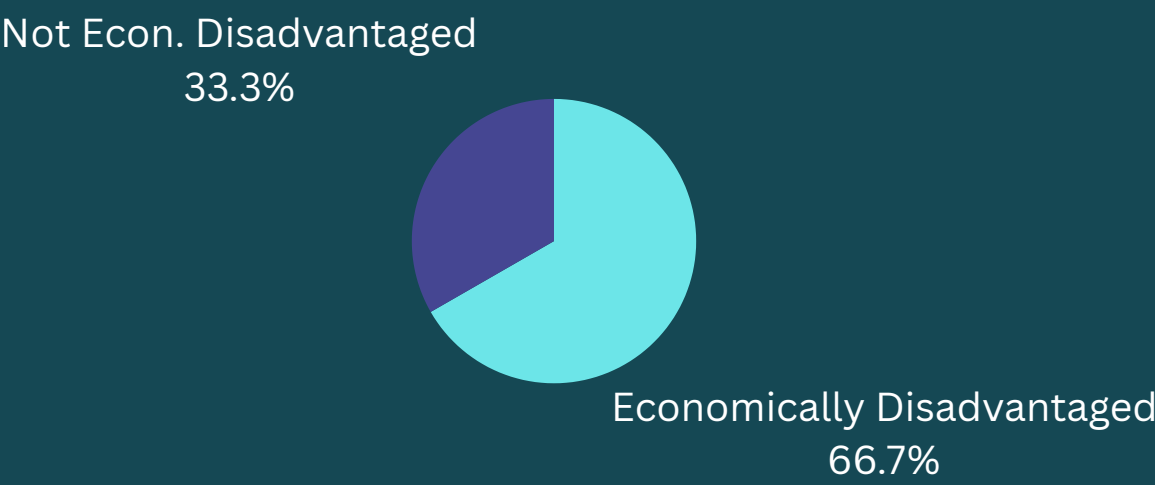
OVERALL PARTICIPATION:



PARTICIPATION BY RACE/ETHNICITY:



PARTICIPATION BY SES:



ANALYSIS

There is some dual enrollment participation reported at Marshall High School, but the numbers are relatively small. Given these small numbers, it is hard to make strong claims. The breakdown of DE participants seems generally in line with the overall demographic makeup of the school.

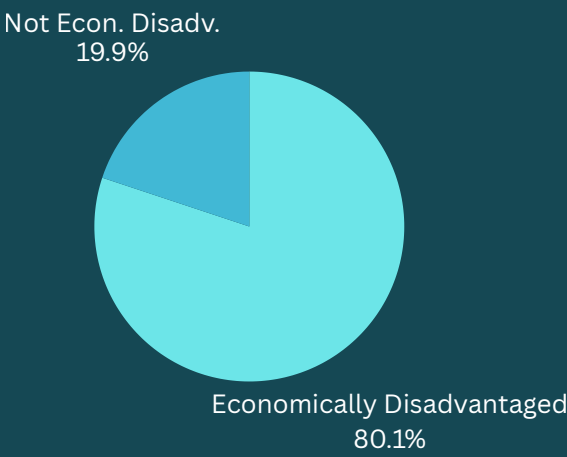
MILWAUKEE HIGH SCHOOL OF THE ARTS

SCHOOL BY THE NUMBERS

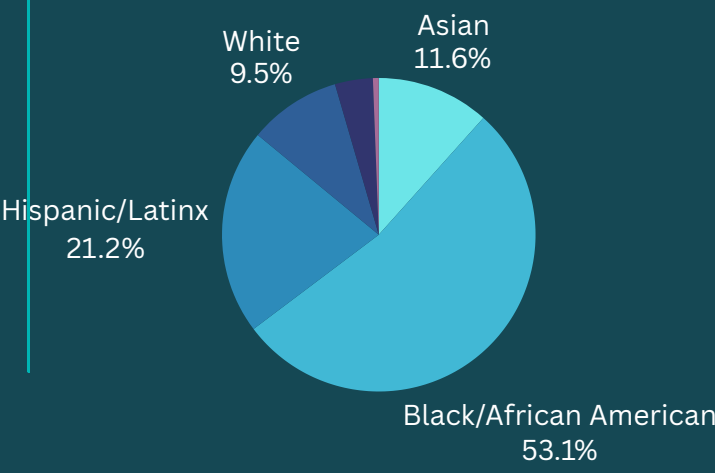
OVERALL
ENROLLMENT

985

SOCIOECONOMIC STATUS BREAKDOWN




RACIAL/ETHNIC BREAKDOWN

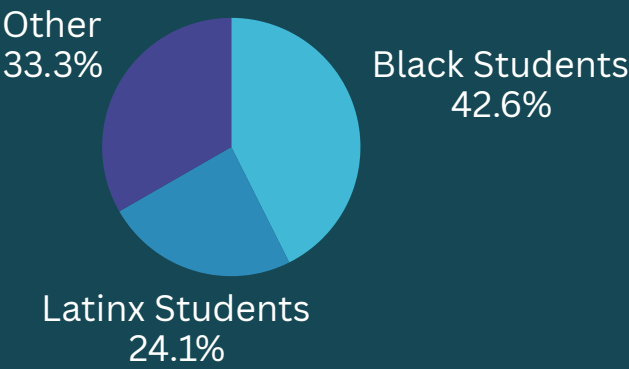


DUAL ENROLLMENT PARTICIPATION BREAKDOWNS

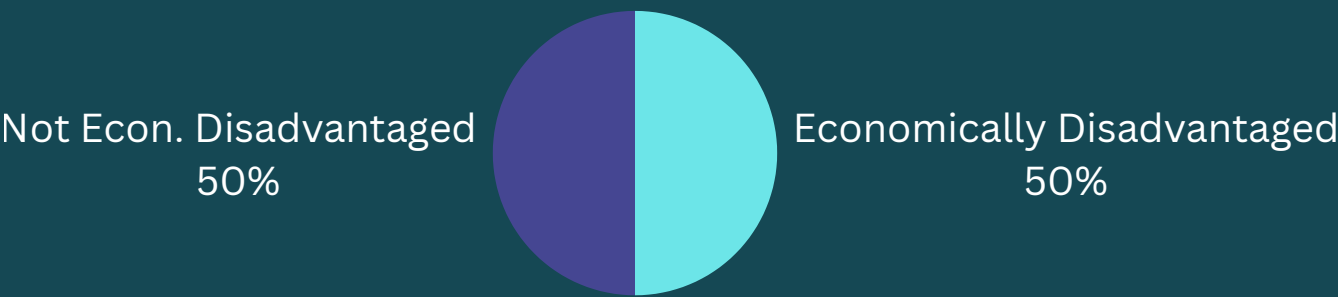
OVERALL PARTICIPATION:



PARTICIPATION BY RACE/ETHNICITY:



PARTICIPATION BY SES:



ANALYSIS

Dual enrollment participation is slightly higher at Milwaukee High School of the Arts than at other schools, but it is still relatively low. It is noteworthy that while about 80% of the student population is economically disadvantaged, the percentage of DE participants who are is just 50%.

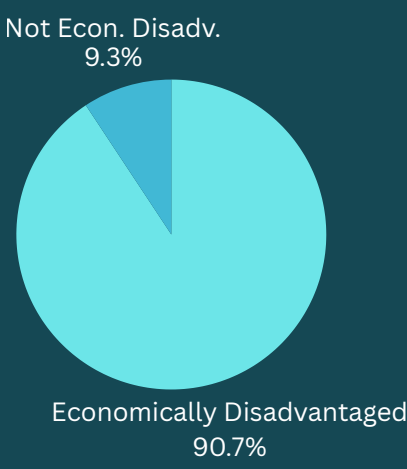
NORTH DIVISION HIGH SCHOOL

SCHOOL BY THE NUMBERS

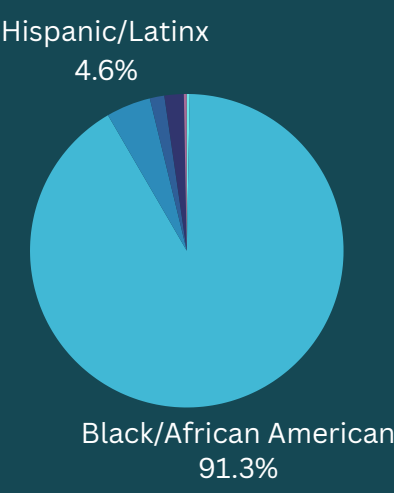
OVERALL
ENROLLMENT

389

SOCIOECONOMIC STATUS BREAKDOWN




RACIAL/ETHNIC BREAKDOWN




DUAL ENROLLMENT PARTICIPATION BREAKDOWNS

OVERALL PARTICIPATION:



PARTICIPATION BY RACE/ETHNICITY:



PARTICIPATION BY SES:



ANALYSIS

There is some dual enrollment participation reported at North Division High School, but the numbers are relatively small. Given these small numbers, it is hard to make strong claims. The breakdown of DE participants seems generally in line with the overall demographic makeup of the school.

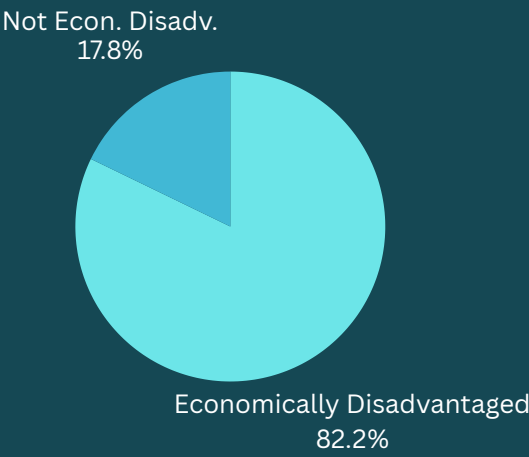
PULASKI HIGH SCHOOL

SCHOOL BY THE NUMBERS

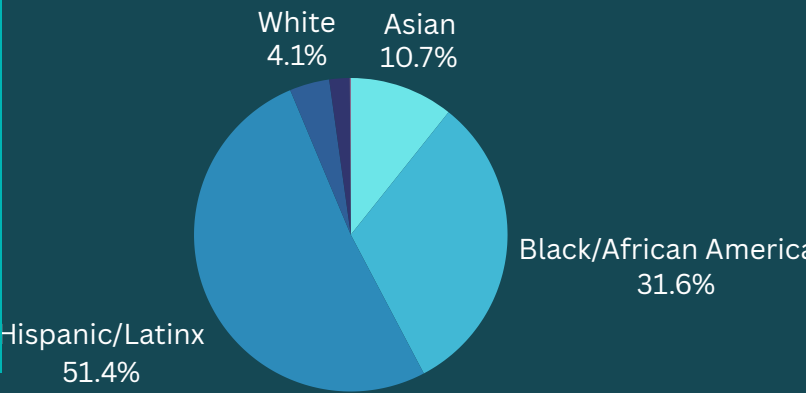
OVERALL
ENROLLMENT

945

SOCIOECONOMIC STATUS BREAKDOWN




RACIAL/ETHNIC BREAKDOWN

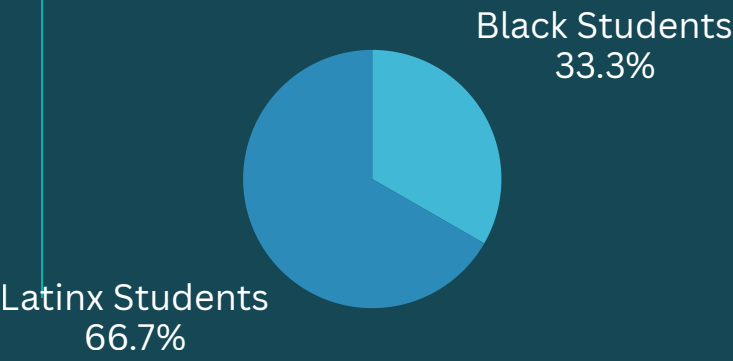


DUAL ENROLLMENT PARTICIPATION BREAKDOWNS

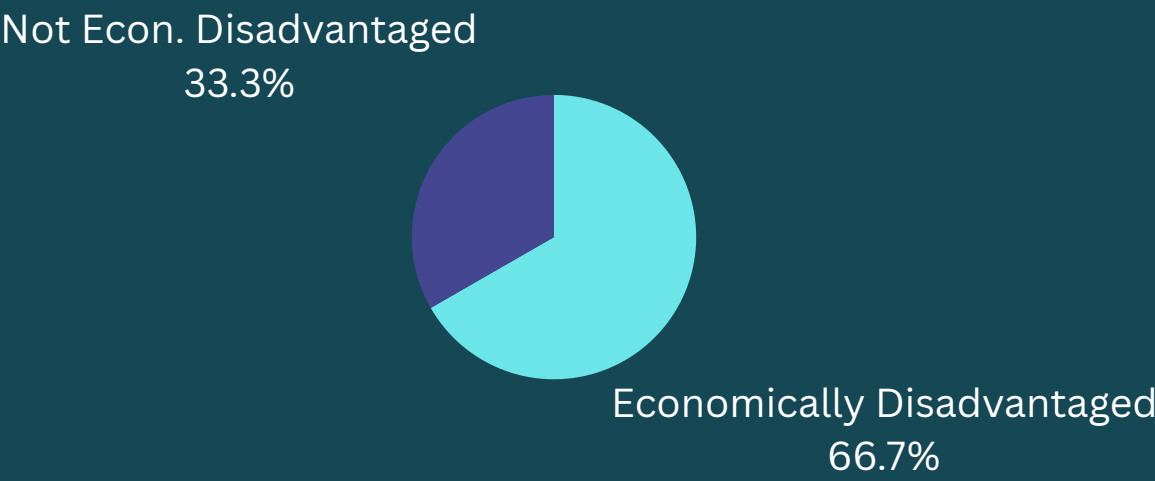
OVERALL PARTICIPATION:



PARTICIPATION BY
RACE/ETHNICITY:



PARTICIPATION BY SES:



ANALYSIS

There is some dual enrollment participation reported at Pulaski High School, but the numbers are relatively small. Given these small numbers, it is hard to make strong claims. The breakdown of DE participants seems generally in line with the overall demographic makeup of the school.

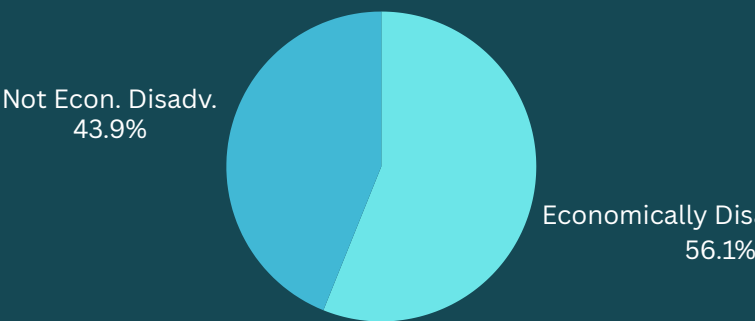
REAGAN HIGH SCHOOL

SCHOOL BY THE NUMBERS

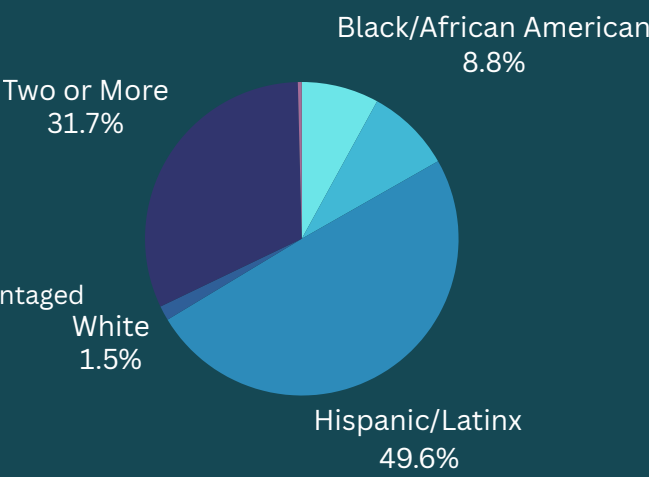
OVERALL
ENROLLMENT

1,349

SOCIOECONOMIC STATUS BREAKDOWN




RACIAL/ETHNIC BREAKDOWN

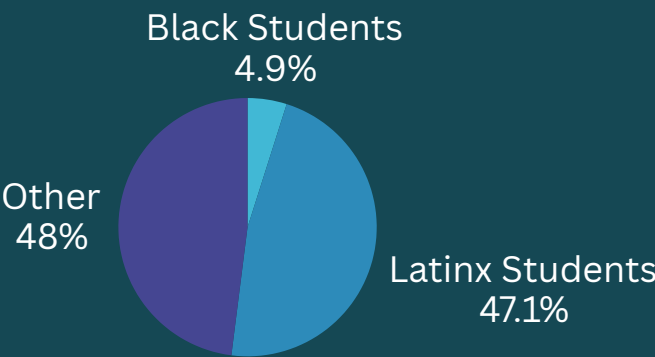


DUAL ENROLLMENT PARTICIPATION BREAKDOWNS

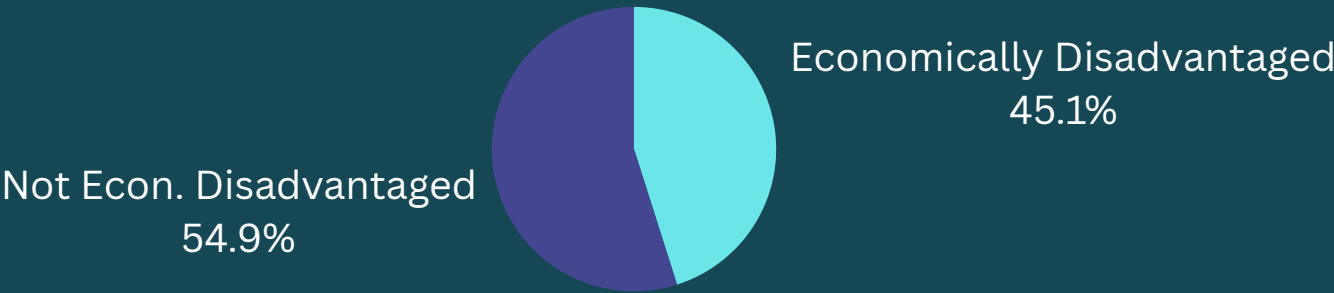
OVERALL PARTICIPATION:



PARTICIPATION BY
RACE/ETHNICITY:



PARTICIPATION BY SES:



ANALYSIS

Reagan High School has a strong dual enrollment program for the Milwaukee area, with almost 10% of its students participating. The breakdown of these students who are participating is more in line with the overall demographics of the school.

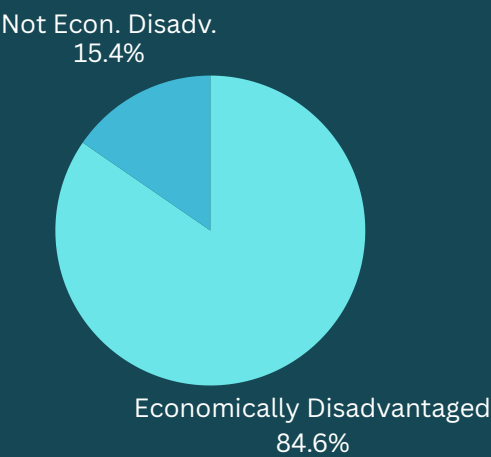
RIVERSIDE UNIVERSITY HIGH SCHOOL

SCHOOL BY THE NUMBERS

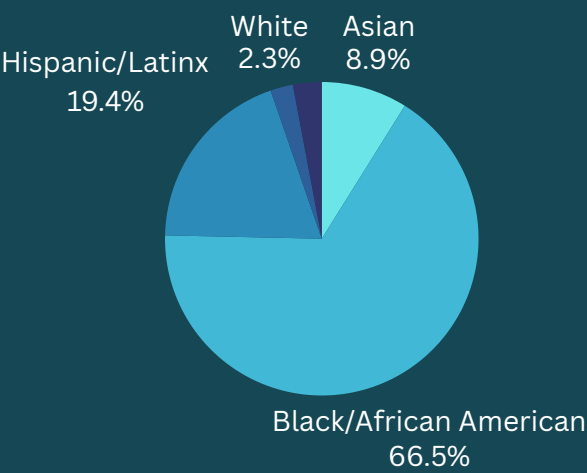
OVERALL
ENROLLMENT

1,159

SOCIOECONOMIC STATUS BREAKDOWN




RACIAL/ETHNIC BREAKDOWN

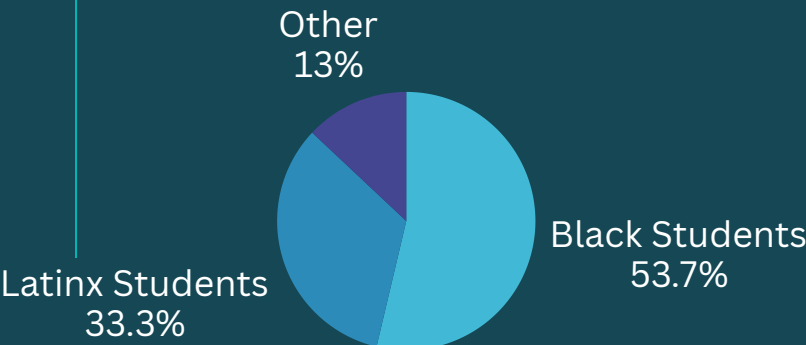


DUAL ENROLLMENT PARTICIPATION BREAKDOWNS

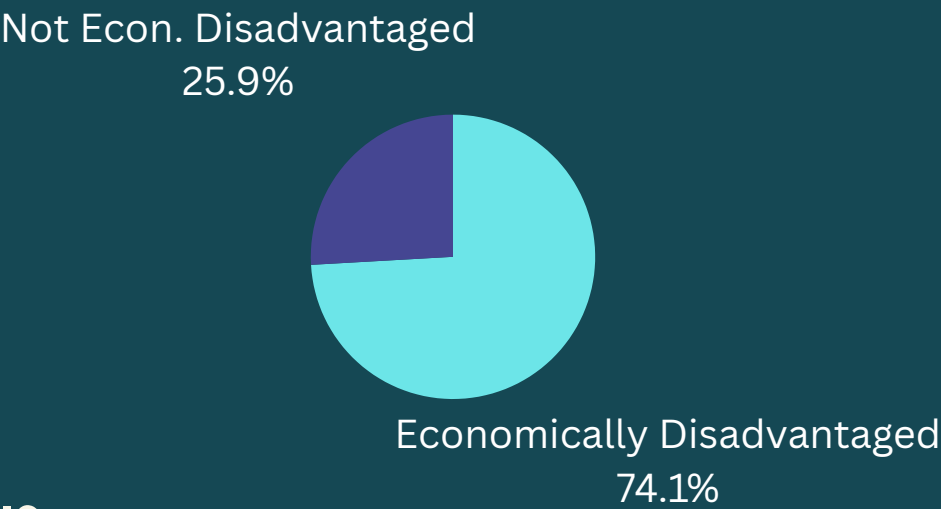
OVERALL PARTICIPATION:



PARTICIPATION BY RACE/ETHNICITY:



PARTICIPATION BY SES:



ANALYSIS

Riverside University High School has a strong dual enrollment program for the Milwaukee area, with almost 10% of its students participating. There are slight differences between the demographics of the overall student body and those who take dual enrollment classes, as a smaller percentage in this group are economically disadvantaged or Black.

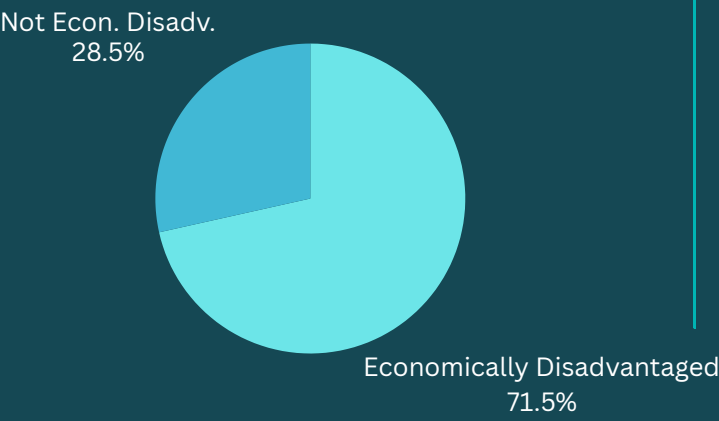
RUFUS KING HIGH SCHOOL

SCHOOL BY THE NUMBERS

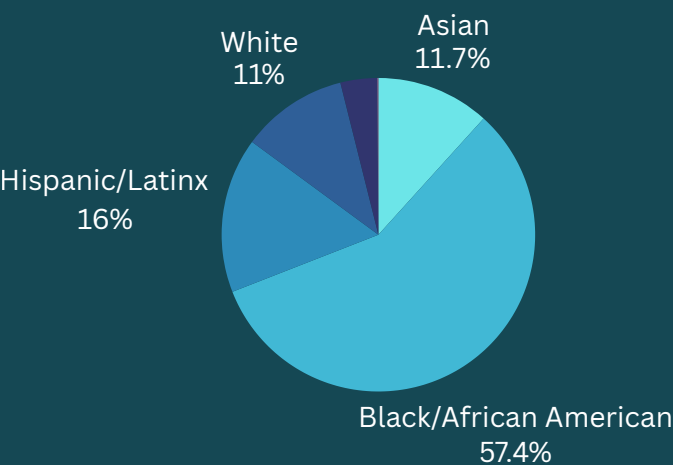
OVERALL
ENROLLMENT

1,339

SOCIOECONOMIC STATUS BREAKDOWN




RACIAL/ETHNIC BREAKDOWN

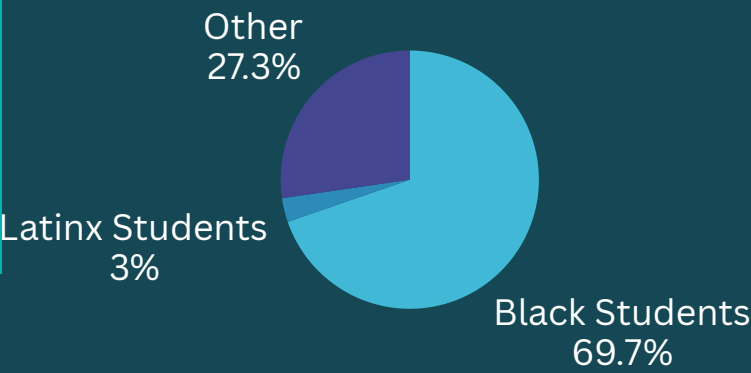


DUAL ENROLLMENT PARTICIPATION BREAKDOWNS

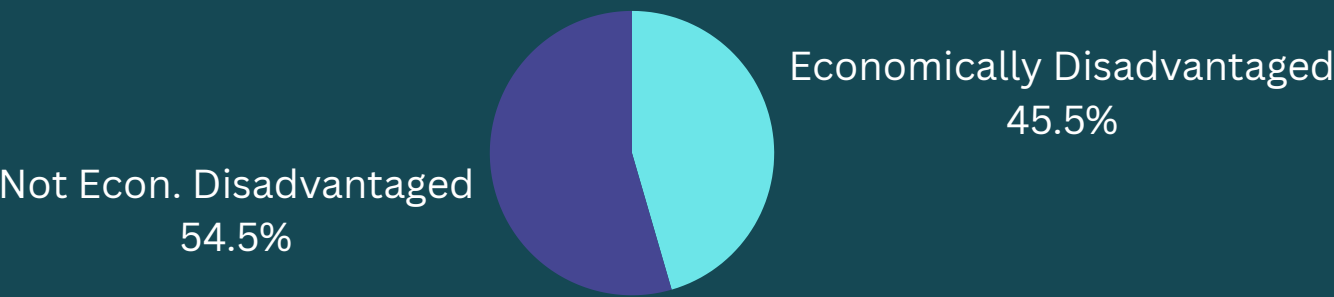
OVERALL PARTICIPATION:



PARTICIPATION BY
RACE/ETHNICITY:



PARTICIPATION BY SES:



ANALYSIS

There is some dual enrollment participation reported at Rufus King High School, but the numbers are relatively small. Given these small numbers, it is hard to make strong claims. It is noteworthy that while almost 75% of the student body qualifies as economically disadvantaged, only 45% of the DE participants are.

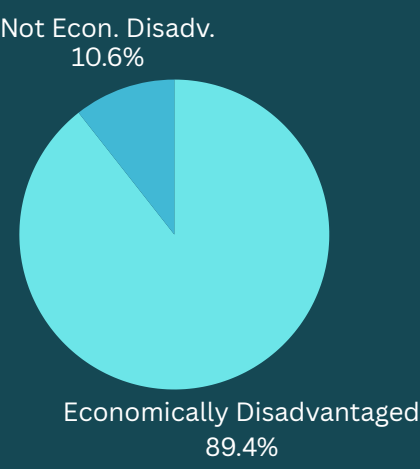
SOUTH DIVISION HIGH SCHOOL

SCHOOL BY THE NUMBERS

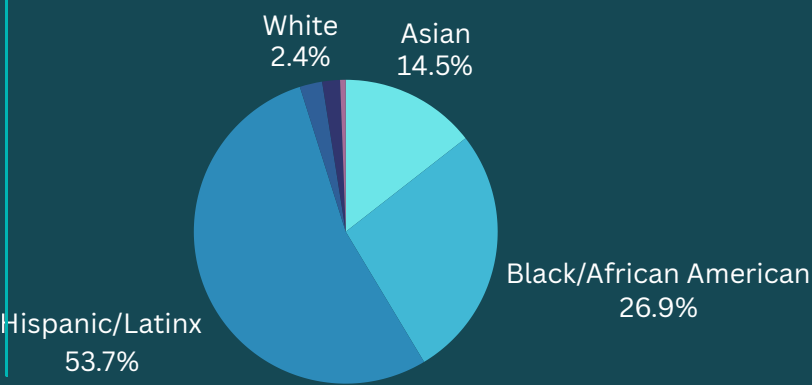
OVERALL
ENROLLMENT

842

SOCIOECONOMIC STATUS BREAKDOWN




RACIAL/ETHNIC BREAKDOWN

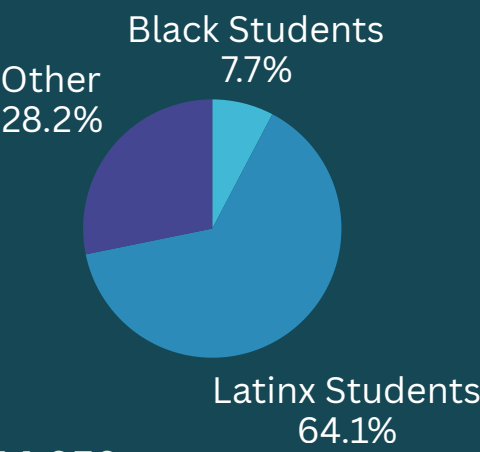


DUAL ENROLLMENT PARTICIPATION BREAKDOWNS

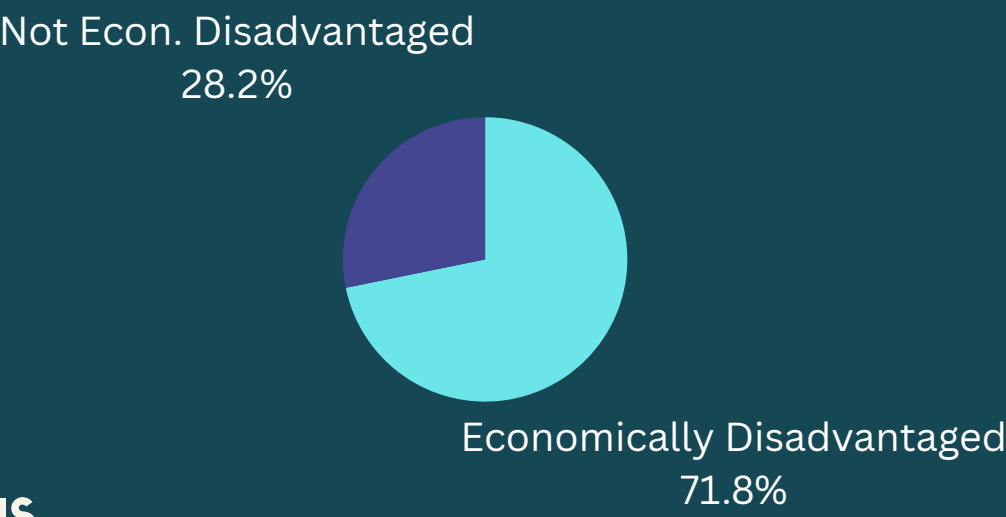
OVERALL PARTICIPATION:



PARTICIPATION BY RACE/ETHNICITY:



PARTICIPATION BY SES:



ANALYSIS

There is some dual enrollment participation reported at Pulaski High School, with almost 1 in 20 students taking these classes. There do seem to be differences between the students participating in DE and the overall student body, as almost three times as many students who are not economically disadvantaged (by percentage) have taken these opportunities. Similarly, the percentage of DE participants who are Hispanic/Latinx is noticeably higher than the overall student body, and the percentage of Black students almost 20% lower.

WASHINGTON HIGH SCHOOL OF INFORMATION TECHNOLOGY

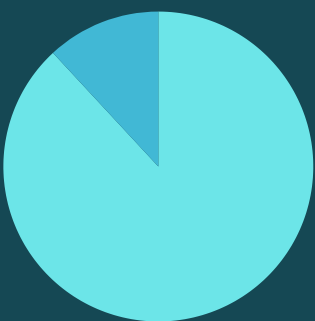
SCHOOL BY THE NUMBERS

OVERALL
ENROLLMENT

379

SOCIOECONOMIC STATUS BREAKDOWN

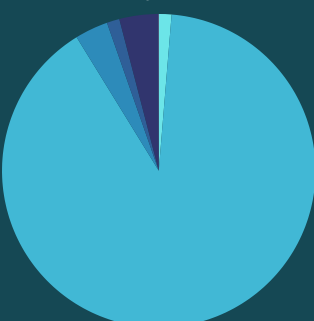
Not Econ. Disadv.
11.9%



Economically Disadvantaged
88.1%

RACIAL/ETHNIC BREAKDOWN

Two or More
4%



Black/African American
89.9%

DUAL ENROLLMENT PARTICIPATION BREAKDOWNS

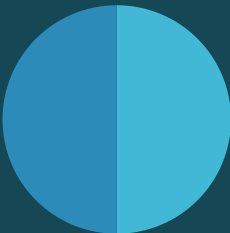
OVERALL PARTICIPATION:



0.5%

PARTICIPATION BY
RACE/ETHNICITY:

Latinx Students
50%



Black Students
50%

PARTICIPATION BY SES:

Not Econ. Disadvantaged
50%



Economically Disadvantaged
50%

ANALYSIS

There is some dual enrollment participation reported at Washington High School of Information Technology, but the numbers are relatively small. Given these small numbers, it is hard to make strong claims.

LIST OF SCHOOLS WITHOUT DE PARTICIPATION


SCHOOLS WITHOUT DUAL ENROLLMENT PARTICIPATION

ALLIANCE SCHOOL OF MILWAUKEE
ASSATA HIGH
CARMEN SOUTHEAST CAMPUS
CARMEN SOUTH CAMPUS
GRANDVIEW HIGH SCHOOL
GROPPI HIGH SCHOOL
NORTHWEST OPPORTUNITIES VOCATIONAL ACADEMY
PROJECT STAY
SHALOM HIGH SCHOOL
SOUTH ACCELERATED ACADEMY
TRANSITION HIGH SCHOOL
VINCENT HIGH SCHOOL


OVERALL NUMBERS OF SCHOOLS WITHOUT PARTICIPATION

12 out 29 schools surveyed

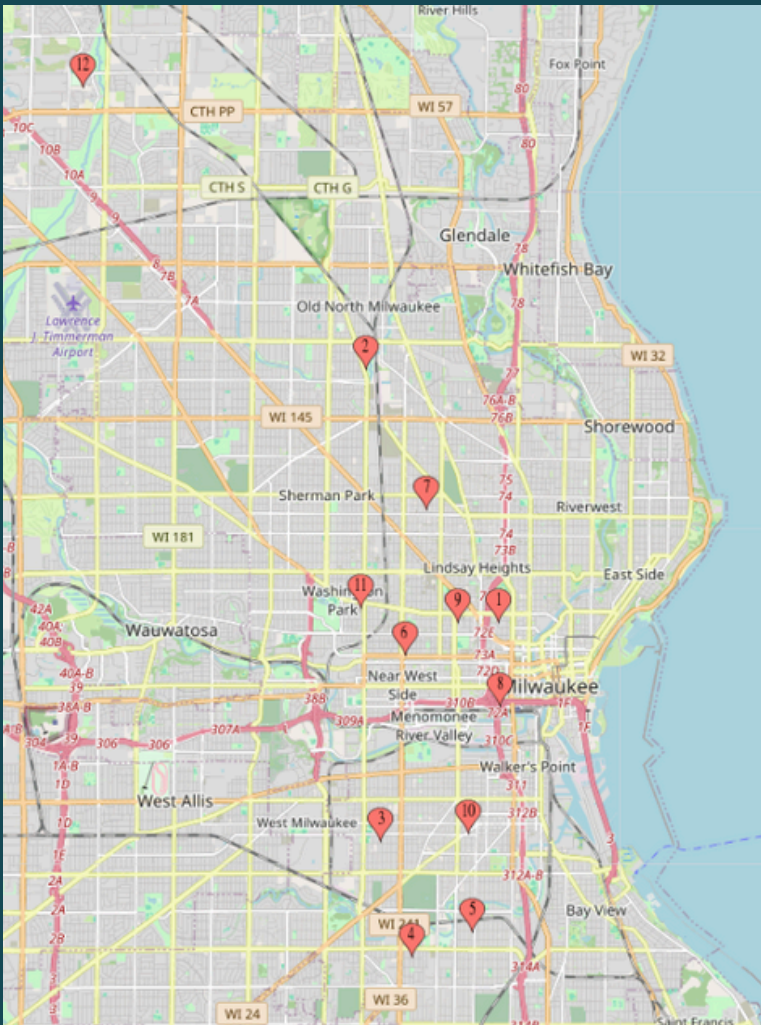
BLACK STUDENTS



HISPANIC/LATINO STUDENTS



“ECONOMICALLY DISADVANTAGED” STUDENTS



ANALYSIS

Both the map and the demographics of the schools without DE participation demonstrate that these are concentrated geographically and have high numbers of Black, Hispanic/Latino, and economically disadvantaged students. Still, it is important to keep in mind that some of these schools serve specific populations, such as Transition High School. The demographics and the lack of DE reflect structural challenges, including limited resources, historical injustices, and more.